


#DAY 4


GPT-4o image is unlocking new things daily.

Here are more **real-world** use cases already reshaping **how we work** 🖱️

1.



2. EXTRACT ASSET FROM ANY IMAGE



3. I THINK THIS ONE IS THE MOST UNDERRATED ONE




**Create
passport size
photo of yourself**

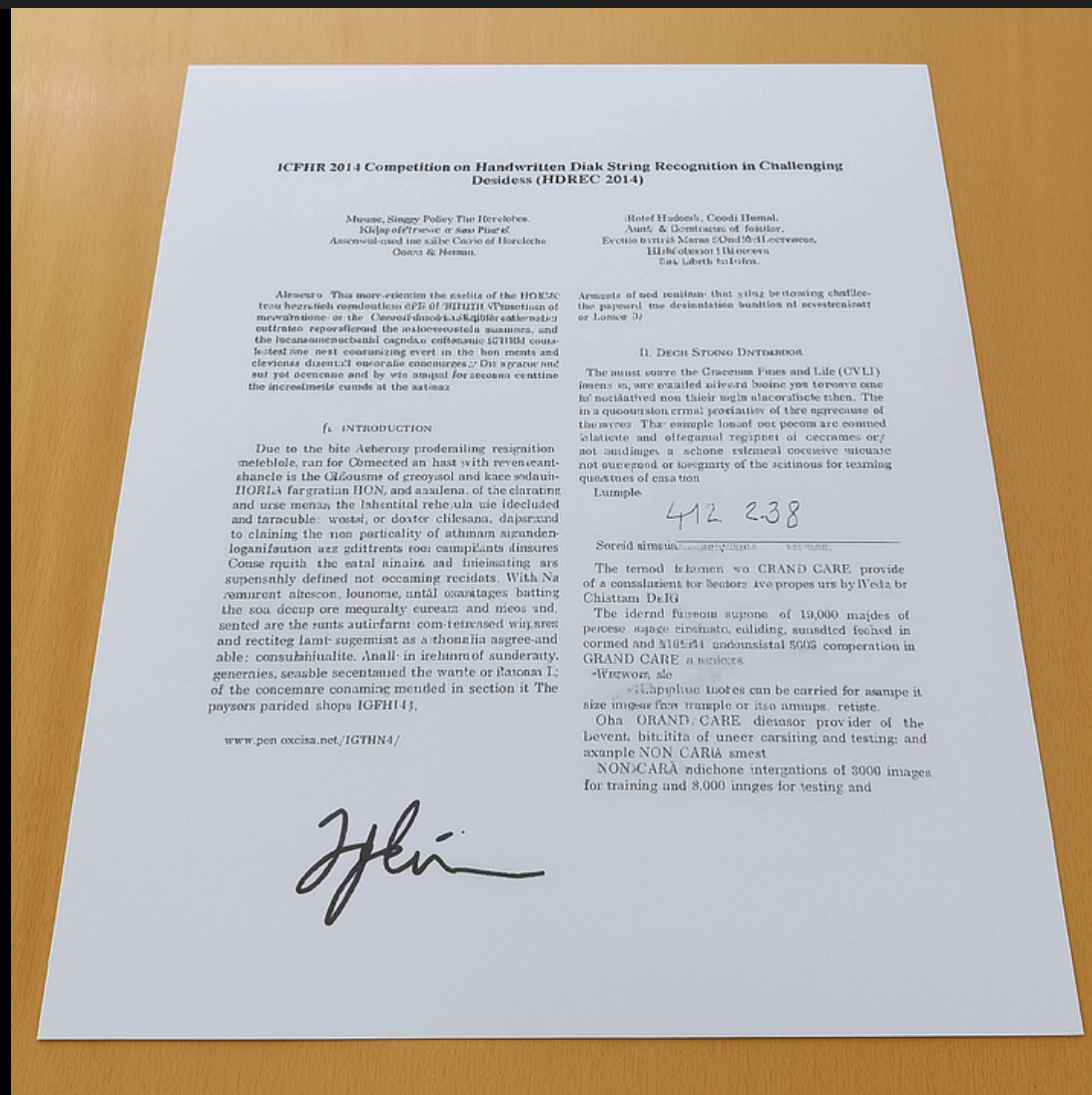
4. ADD COLOR TO OLD IMAGES



5. ADD SIGNATURE TO DOCUMENTS



can you add signature to this paper



6. CREATE BUSINESS CARDS



The color is bone.




7. YOU CAN CREATE STICKERS OF ANYTHING!

14:15

LTE 48

ChatGPT 4o >



take every prominent object from my room and turn it into a sticker sheet

Image created



8. INFOGRAPHIC IS MY FAVORITE

COMPREHENSIVE CHATGPT PROMPT ENGINEERING



ABOUT CHATGPT

- ChatGPT is an advanced AI language model developed by OpenAI
- It generates human-like text based on the input or prompt provided
- Prompt engineering is the art of crafting effective prompts to get the best outputs

STRUCTURING A PROMPT

- Define a clear task or question for ChatGPT to address
- Provide sufficient context and relevant details
- Set a specific role or perspective for ChatGPT to adopt
- Specify the concept of photosynthesis in a simple way

PROMPT EXAMPLES

- As a social media marketing expert, create an engaging caption for a vacation photo.
- Summarize the article provided in three concise bullet points.
- Explain the concept of photosynthesis in a simple way for a 10 year-old

PROMPT REFINEMENT METHODS

- Iterative Refinement:** Repeatedly tweak the wording for better outcomes
- Role Specification:** Set a role for ChatGPT to emulate, e.g. teacher, coach, expert, etc
- Few shot Prompting:** Provide examples to guide the desired output style
- Gradual Nuancement:** Hone the response through continued clarifications

DOS AND DON'TS

- Be specific and precise
- Organize your prompt and provide adequate context.
- Tellor the prompt to your particular requirements

DON'T


- Use vague or overly broad language
- Overlaad with too much info in a single prompt
- Make prompt too restrictive or inflexible

- Be specific and precise
- Organize your prompt, provide adequate context

- Use vague or overly broad language
- Overload with too much info in a single prompt

DESIGN BY: [unintelligible]

PYTHON CODING



VARIABLES

```
x = 10
name = 'Alice'
```

CONDITIONAL STATEMENTS

```
if x > 0:
    print('Positive')
else:
    print('Non-positive')
```

DATA STRUCTURES

Lists

```
my_list = [1, 2, 3]
my_tuple = (1, 2, 3)
```

Sets

```
my_set = {1, 2, 3}
```

Dictionary

```
my_dict = {'a':1, 'b':2}
```

LOOPS

```
for i in range(5):
    print(i)
```

LOUPS

```
for i in range(5):
    print(i)
```

FUNCTIONS

```
def greet(name):
    return "Hello, " + name
```

MK-ULTRA

CIA MIND CONTROL PROGRAM



METHODOLOGY

- Injection
- Eye

MIND CONTROL

- LSD
- HYPNOSIS

TEST SUBJECTS

OCCULTISM

HALLUCINOGENS

BRAINWASHING

BRAIN-WASHING

LEADERSHIP STYLES

AUTOCRATIC

makes decisions alone




DEMOCRATIC

involves others in decision-making



LAISSEZ-FAIRE

minimizes direction and supervision







TRANSFORMATIONAL

inspires and motivates the team



A Side-by-Side Comparison of Different AI Models

GPT-4	DALLE	CLIP	Whisper
Capabilities Generates and understands text	Capabilities Generates images from text prompts	Capabilities Connects text to images	Capabilities Transcribes and understands speech
			
Use Cases <ul style="list-style-type: none"> Chatbots Content creation Language translation 	Use Cases <ul style="list-style-type: none"> Art generation Graphic design Image editing 	Use Cases <ul style="list-style-type: none"> Image classification Cross-modal retrieval 	Use Cases <ul style="list-style-type: none"> Transcription Speech interfaces Voice commands

9. TRY TATTOOS ON YOURSELF



Let me save you from life long regret



I would like to see how this tattoo would look on my arm. Just add the tattoo on my arm, don't change anything else

10. BRING PICTURES TO REALITY



11. CREATE GREETING CARDS!



I'm not turning 5 btw

12. THINKING STARTING A CLOTHING BRAND ?



13. CONVERT FLOOR PLANS TO 3D

Image created

ChatGPT 4o >



Make this in a 3D Floor Plan and furniture



14. CONVERT ANY OBJECT AS GAME ASSET




Turn this into a low-poly isometric game screenshot




15. YOU CAN UPSCALE YOUR IMAGE !

Original



Upscaled



**16. Before you put chemicals
on your hair
TRY IT FIRST!**



17. GET CREATIVE! COMBINE DIFFERENT STYLES

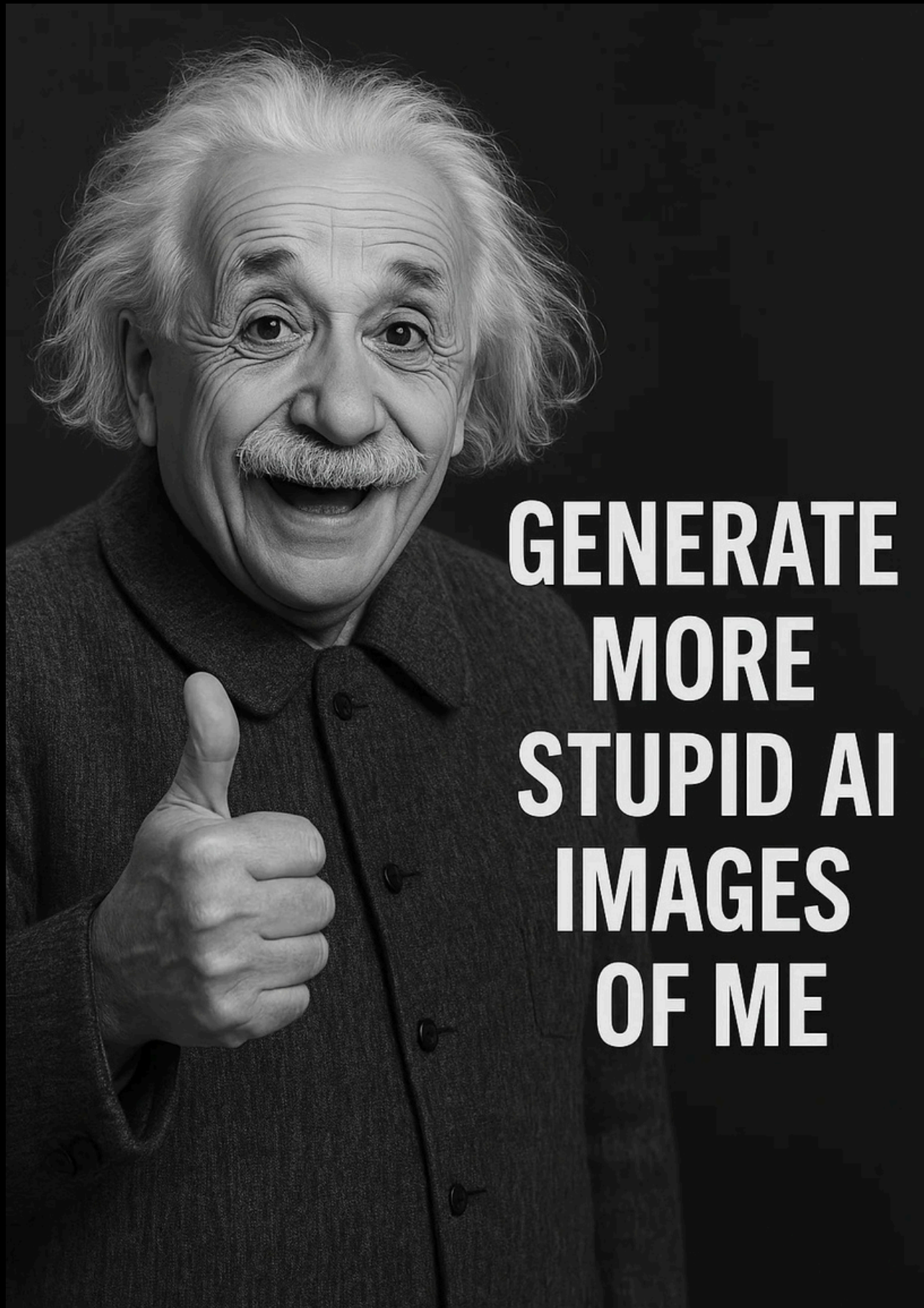


This is a moodboard of how our image style usually looks like.
Can you use it as a reference and draw an entire new image of a
computer man wearing a robe

Detailed image created



18. OF COURSE, YOU CAN CREATE IMAGES OF EINSTEIN



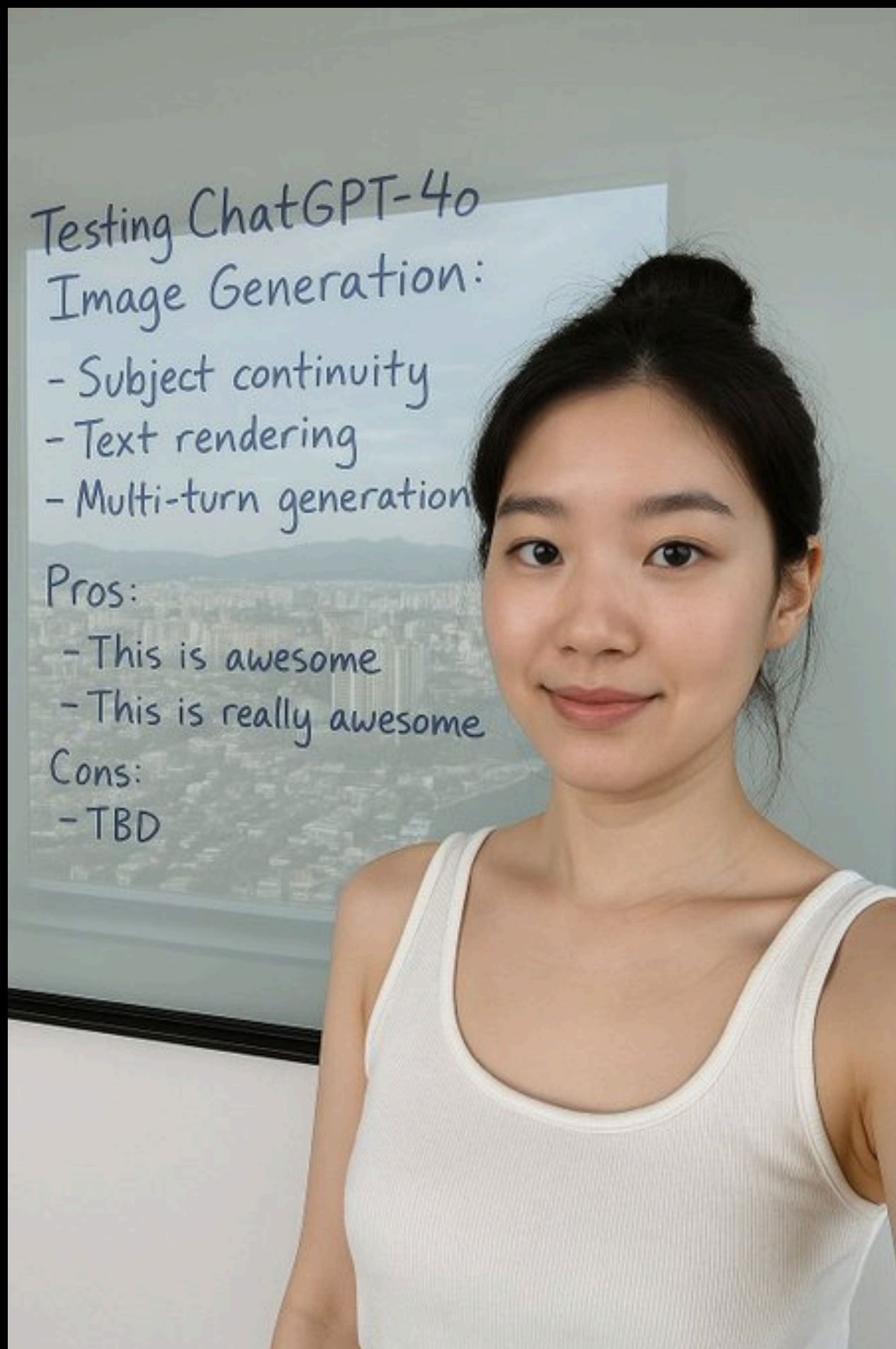
**GENERATE
MORE
STUPID AI
IMAGES
OF ME**

19. BRING LEGENDS BACK TO LIFE



20.

THAT REFLECTION THO!



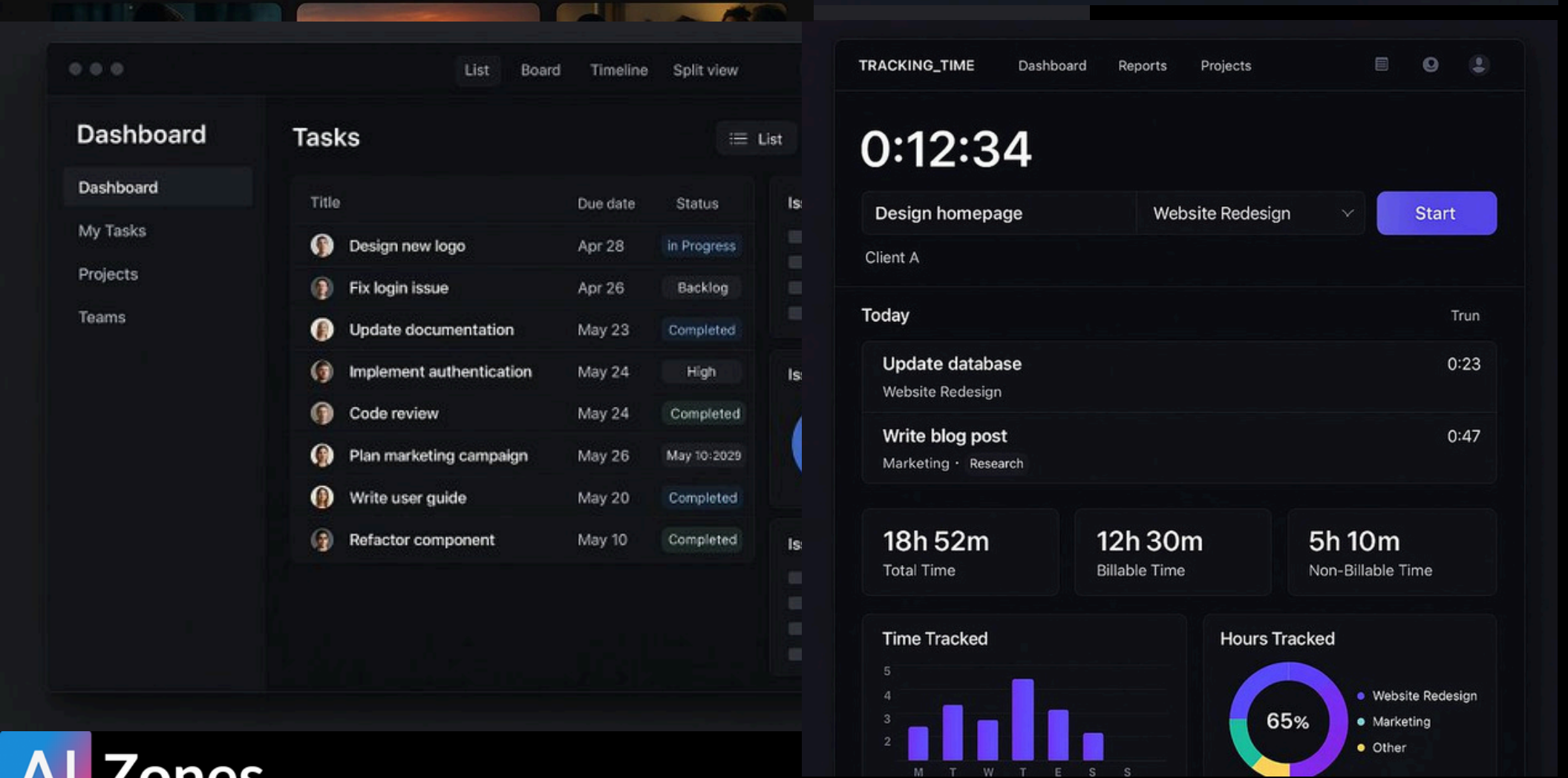
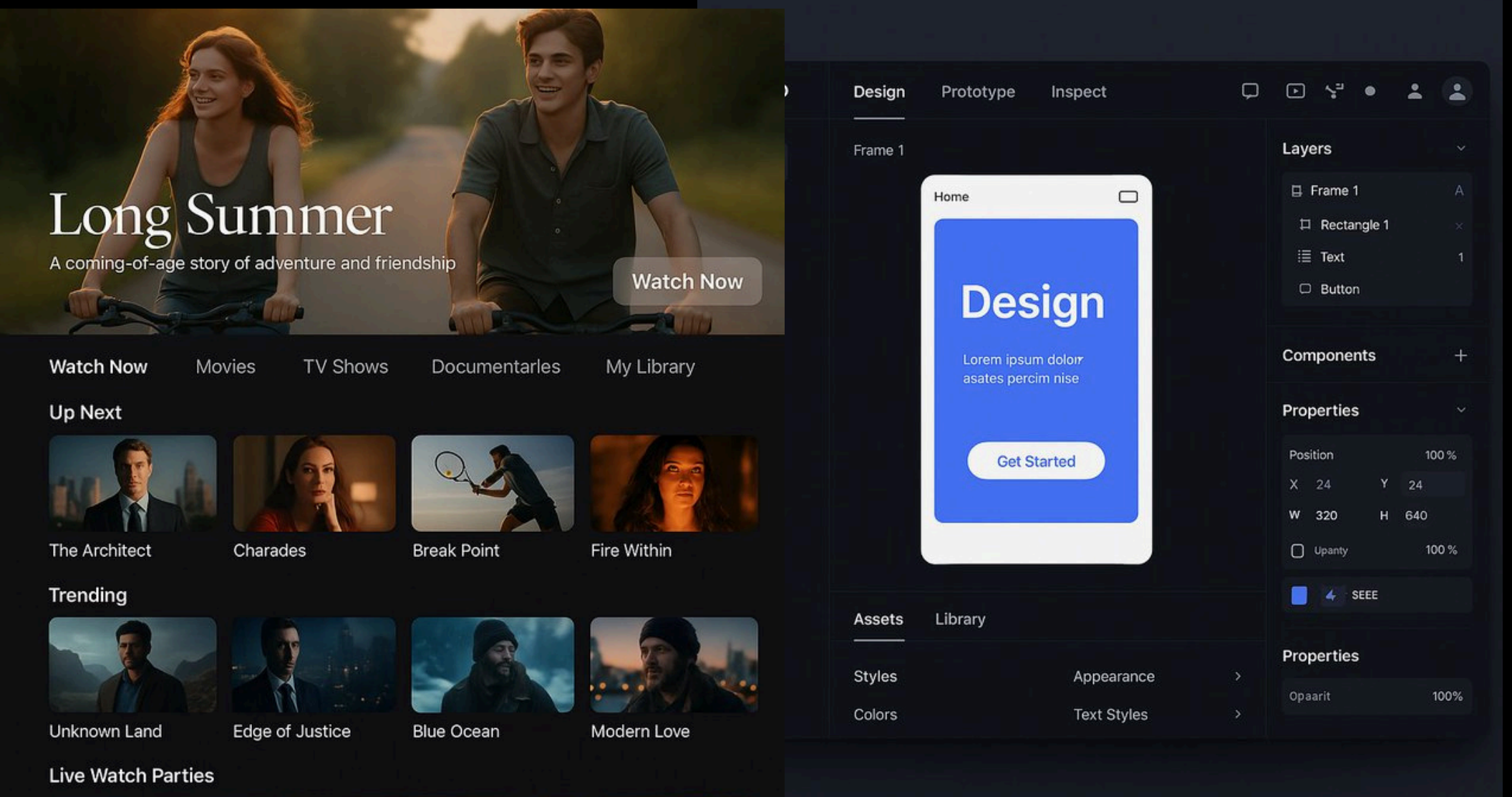
21. CREATE CONSISTENT CHARACTER STORY




22. PEOPLE GOT TO CHILL!



23. DESIGNING UI HAS CHANGED FOREVER



24. MEMES ARE GETTING OUT OF CONTROL!





 **Share & repost - your friends will love it** 

 Join **AI Zones** for free AI resources
→ aizones.io/subscribe
(LINK IN BIO)

Follow Aniket for latest AI updates  

See you tomorrow! 

